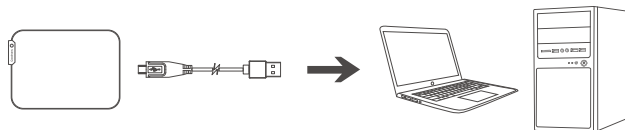


单页尺寸: 100*140mm

GETTING STARTED



- a Connect the USB connector to your PC or Laptop.
- b Connect the other end of the USB cable to Micro USB port of Mouse Pad.

Note: Only use the supplied Micro-USB cable to power this device.

Safety Instructions

This unit is not a toy.

This unit contains no user serviceable parts. If the unit and any of its accessories are malfunctioning or it has been dropped or damaged, only a qualified person should carry out repairs. Improper repairs may place the user at risk of harm.

Keep the unit away from heat sources, direct sunlight, humidity, water and any other liquid.

LED Gaming Mouse Pad
Model: 367384

Goodmans LED GAMING MOUSE PAD



THANK YOU

Thank you for choosing this Goodmans product. We've been making electrical products for the British people for over 90 years. Each of our products have been carefully designed to be great at what they do and this one is no exception. We hope you enjoy your LED Gaming Mouse Pad.

Please read the Quick Start Guide before starting.

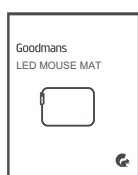
IN THE BOX



LED Gaming Mouse Pad



USB Power Cable

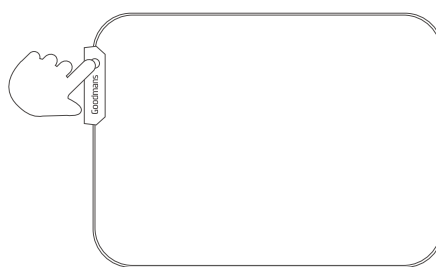


Quick Start Guide



Safety Booklet

HOW TO USE



- a Press the Power button to turn On, press again to switch the LED light mode (7 monochrome lights, 3 RGB changing LED light).
- b Keep the Power button pressed in for 3 seconds to turn Off LED lights.

EC DECLARATION

This product is intended for use within the UK
This appliance complies with the below listed EU directives
2014/30/EU Electromagnetic Compatibility Directive
2014/35/EU Low Voltage Directive
2011/65/EU Restriction of Hazardous Substances Directive
The complete declaration of conformity is available upon request for relevant enquiries.

Information on Waste Disposal for Consumers of Electrical & Electronic Equipment



This mark on a product and/or accompanying documents indicates that when it is to be disposed of, it must be treated as Waste Electrical & Electronic Equipment (WEEE).

Any WEEE marked waste products must not be mixed with general household waste, but kept separate for the treatment, recovery and recycling of the materials used.

For proper treatment, recovery and recycling; please take all WEEE marked waste to your Local Authority Civic waste site, where it will be accepted free of charge. If all consumers dispose of Waste Electrical & Electronic Equipment correctly, they will be helping to save valuable resources and preventing any potential negative effects upon human health and the environment, of any hazardous materials that the waste may contain.



Made in China
Imported by B&M Retail Ltd, Dakota Drive, Liverpool, L24 8RJ, UK