



LADDER SHELF - WHITE

ITEM CODE: 384015

Assembly Instructions

30min

APPROXIMATE ASSEMBLY TIME

1 PEOPLE ASSEMBLY

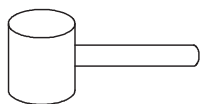


FLOOR AREA
1.5M x 1.5M

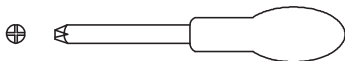


REQUIRED ASSEMBLY SPACE

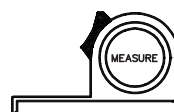
REQUIRED ASSEMBLY TOOLS



SOFT RUBBER HAMMER(Not Provided)



POZI SCREWDRIVER (Not Provided)

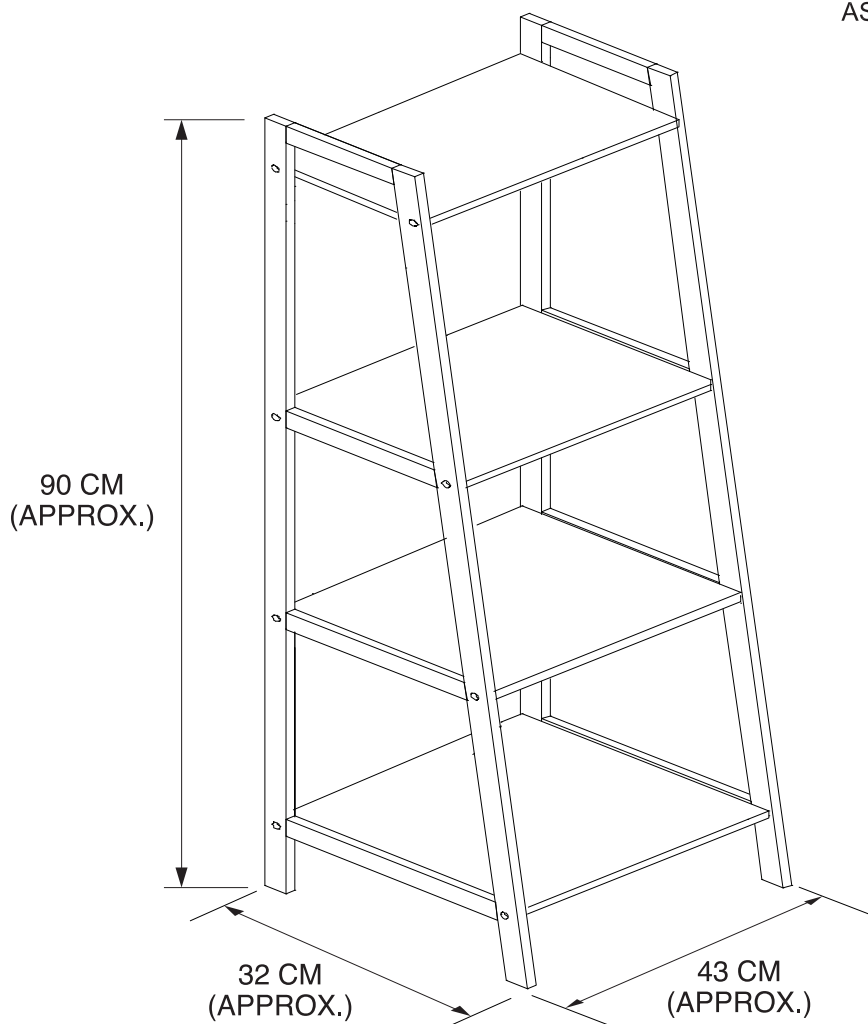


MEASURING TAPE (Not Provided)



ELECTRIC DRILL (Not Provided)

ASSEMBLED DIMENSIONS

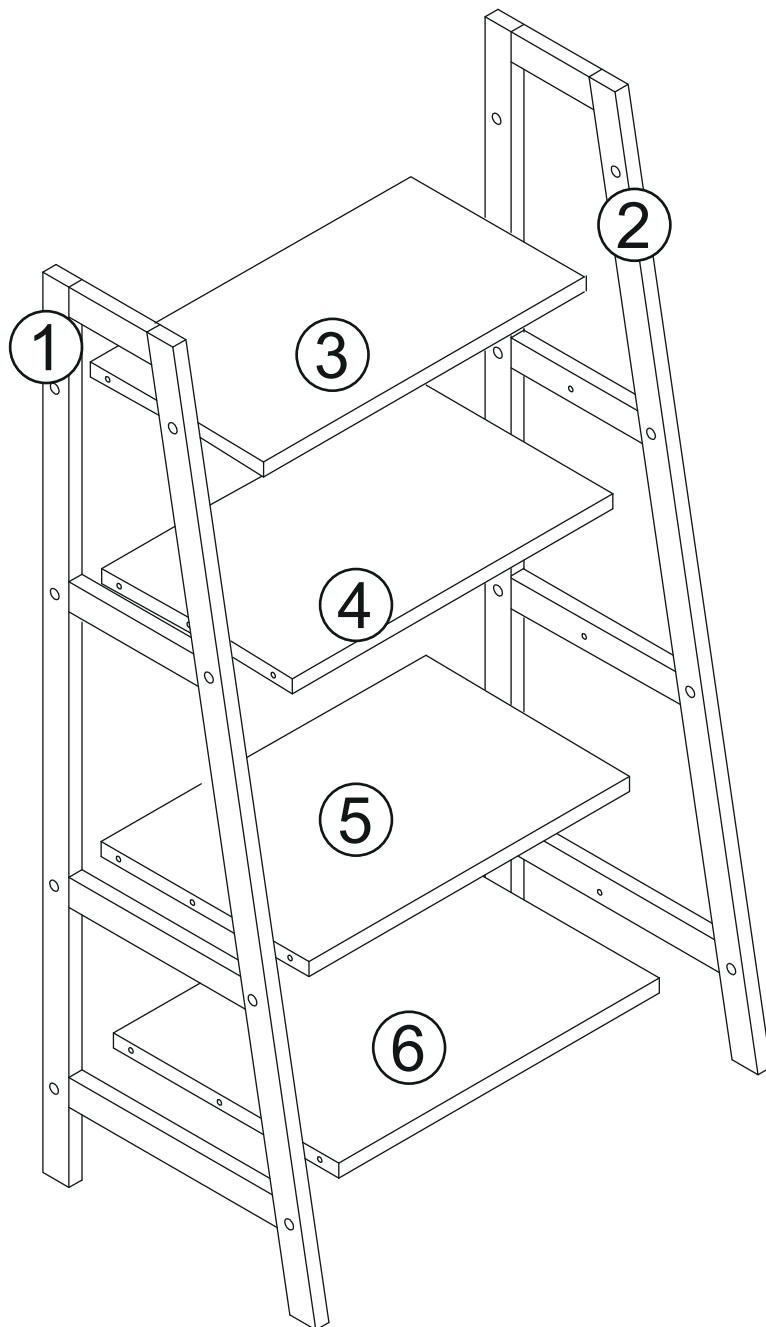


Max. Loading: 16kg (4kg per shelf)

MODEL NAME:
MAINE LADDER SHELF - WHITE
ITEM CODE: 384015


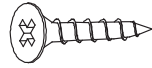

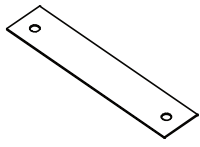

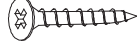
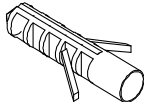

PART LIST

| NO | PART LIST | QTY | NO | PART LIST | QTY |
|----|------------------|-----|----|-----------|-----|
| ① | LEFT SIDE PANEL | 1 | ④ | SHELF | 1 |
| ② | RIGHT SIDE PANEL | 1 | ⑤ | SHELF | 1 |
| ③ | SHELF | 1 | ⑥ | SHELF | 1 |



MODEL NAME:
MAINE LADDER SHELF - WHITE
ITEM CODE: 384015

HARDWARE LIST

| A | x6 | B | x16 | C | x16 | D | x2 | E | x2 |
|--|----|--|-----|--|-----|--|----|---|----|
|  | |  | |  | |  | |  | |
| Ø 6x30mm | | Ø 4x35mm | | Sticker | | 13 x 180mm | | Ø 3x10mm | |
| F | x2 | G | x2 | H | x2 | | | | |
|  | |  | |  | | | | | |
| Ø 4x40mm | | | | | | | | | |

MODEL NAME:
MAINE LADDER SHELF - WHITE
ITEM CODE: 384015



Safety Advice and Care Advice

KEEP ALL THE SAFETY ADVICE AND INSTRUCTIONS IN A SAFE PLACE FOR FUTURE REFERENCE!



WARNING! RISK OF LOSS OF LIFE OR ACCIDENT

TO INFANTS AND CHILDREN! Never leave children unsupervised with the packaging materials. Danger of suffocation.



CAUTION! RISK OF INJURY! Make sure that all parts are undamaged and assembled correctly. Improper assembly carries a risk of injury. Damaged parts may affect the safety and function of the product.

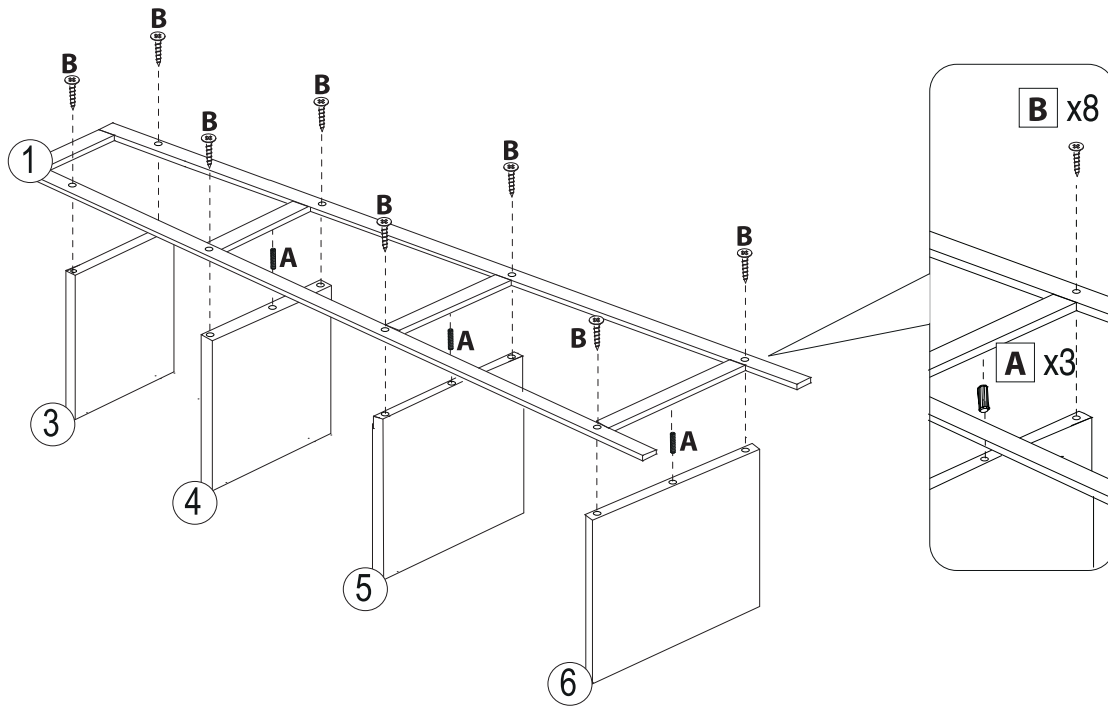
- Adult assembly required.
- Power tools are not recommended for the assembly of this product.
- Make sure that this product is stable & used only on a solid & flat surface.
- Do not use this product unless all screws and fixings are firmly secured.
- Do not leave children unsupervised! The product is not a climbing frame or a toy!
- Do not stand, sit or lean on this product
- Do not use this product as a step ladder or as a chopping surface.
- Do not lift or move the product when it is loaded.
- Do not load more than a total of 16kg (4kg per shelf) onto the unit, otherwise there is a risk of injury and/or damage to the product
- Distribute weight evenly across the product so that it cannot overturn.
- Do not place hot items such as coffee cups directly on the surface(s) unless adequately thick table mats are used.
- Please periodically check all fittings and re-tighten as necessary.
- For Indoor & Domestic use only.

Care instructions:

- Wipe clean with a dry cloth.
- Do not use scourers, abrasive or chemical solvents.
- Keep away from moisture and direct sunlight.
- Keep away from fire and inflammable objects.
- Store in a dry place.

MODEL NAME:
MAINE LADDER SHELF - WHITE
ITEM CODE: 384015

STEP 1

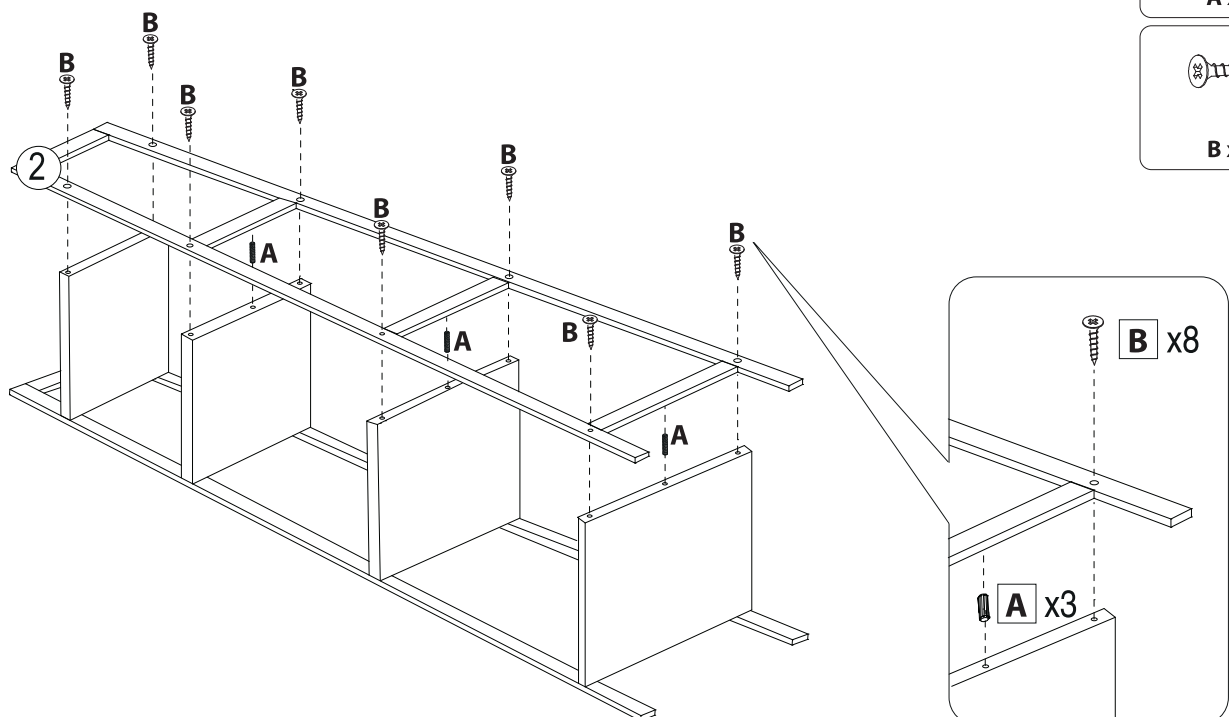


A x 3



B x 8

STEP 2



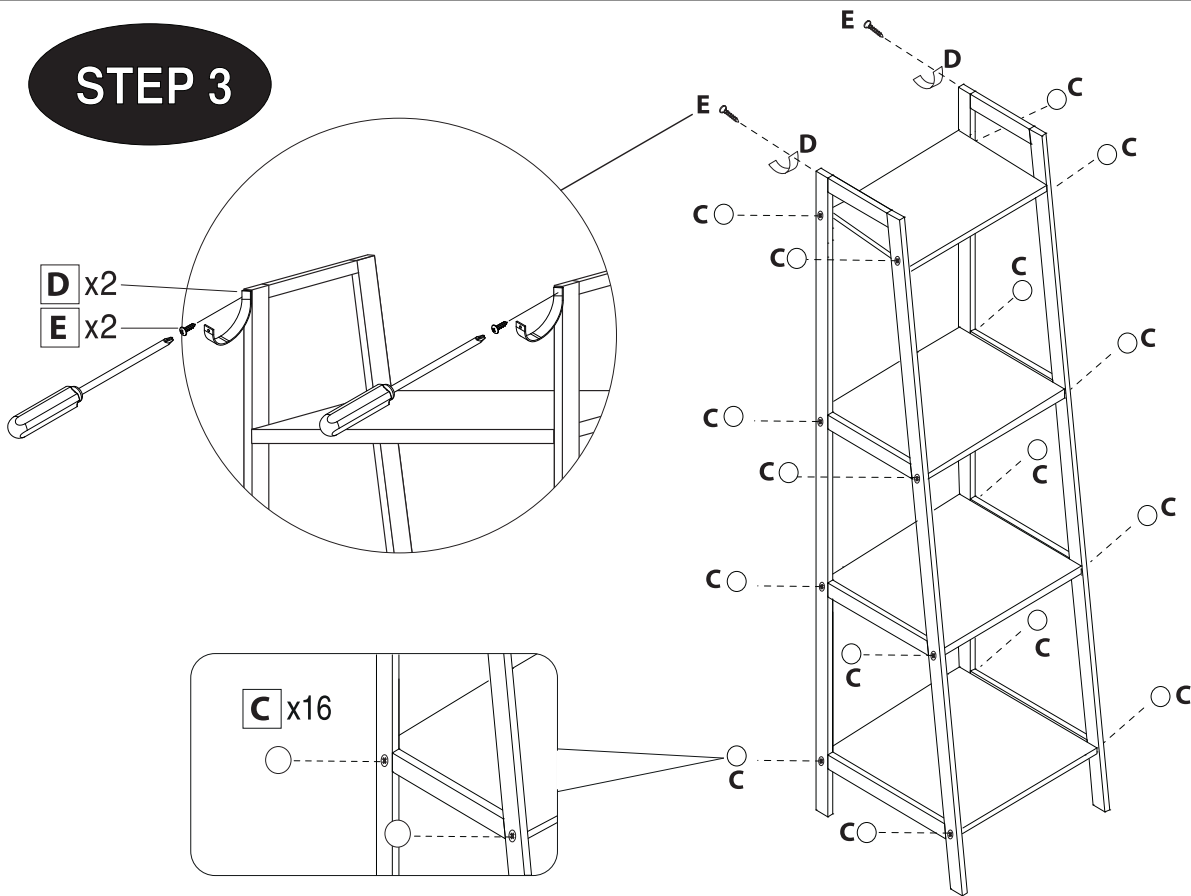
A x 3



B x 8

MODEL NAME:
LADDER SHELF - WHITE
ITEM CODE: 384015

STEP 3

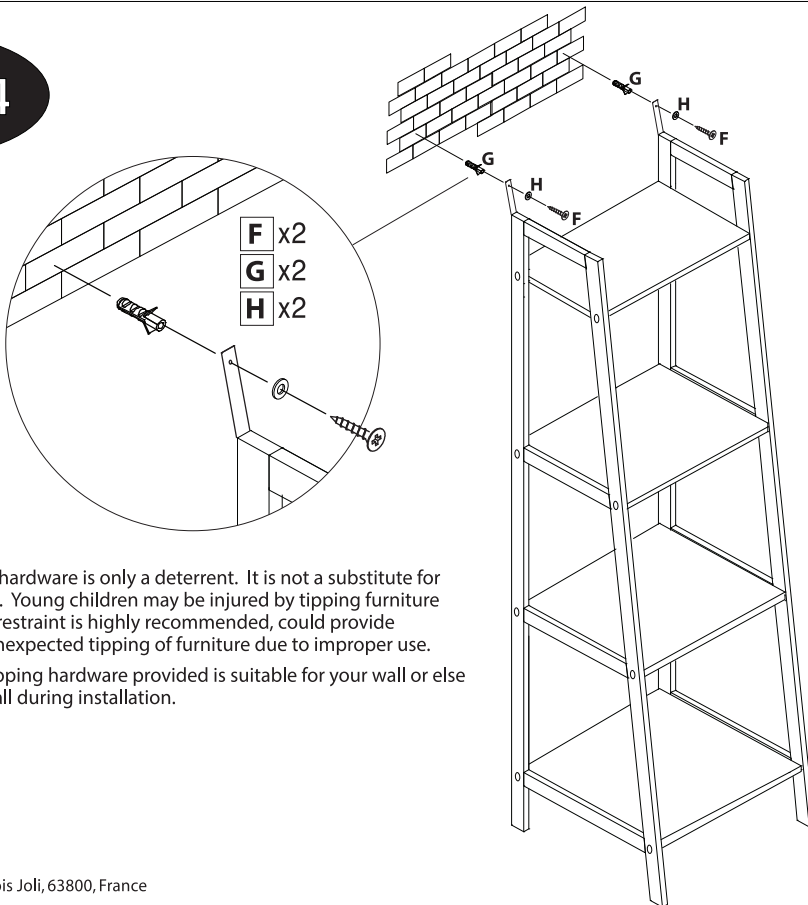


Cx16

13 x 180mm
Dx2

Dia.3x10mm
Ex 2

STEP 4



Dia.4x40mm
F x 2



Gx2

H x 2

WARNING: Anti-tipping hardware is only a deterrent. It is not a substitute for proper adult supervision. Young children may be injured by tipping furniture and the use of a tipping restraint is highly recommended, could provide protection against the unexpected tipping of furniture due to improper use.

Please ensure the anti-tipping hardware provided is suitable for your wall or else it might damage your wall during installation.



B&M Retail, L24 8RJ, UK
www.bmstores.co.uk
B&M France SAS, 8 Rue du Bois Joli, 63800, France
MADE IN CHINA

