



TROMS Ø

## 2 DRAWER UNIT

Item Code: 406449

### Assembly Instructions

**30 MINS**

**APPROXIMATE ASSEMBLY TIME**

**1 PERSON ASSEMBLY**

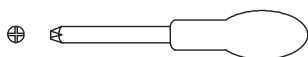


FLOOR AREA  
1Mx1M

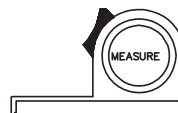


**REQUIRED ASSEMBLY SPACE**

**REQUIRED ASSEMBLY TOOLS**

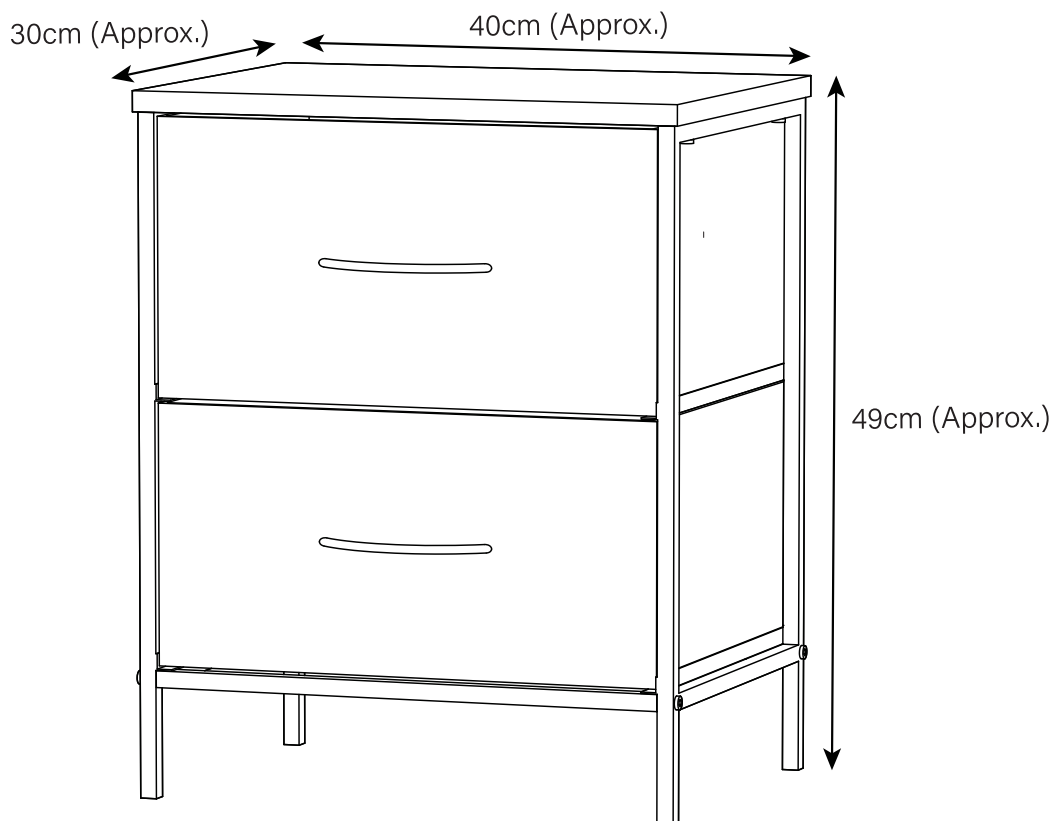


POZI SCREWDRIVER ( NOT INCLUDED )



MEASURING TAPE ( NOT INCLUDED )

**ASSEMBLED DIMENSIONS**



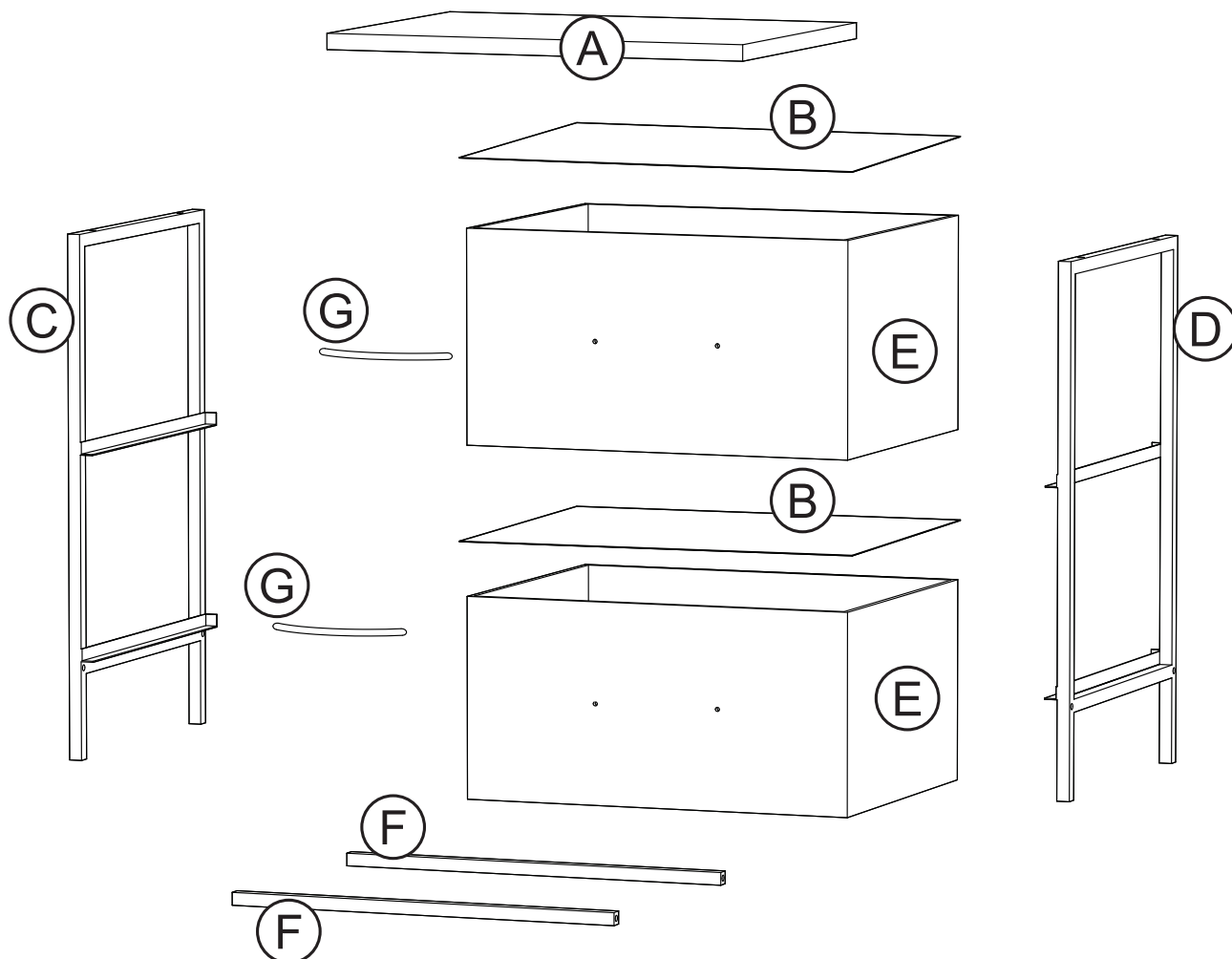
**MAX. LOADING: 5KG**

# TROMSO 2 DRAWER UNIT

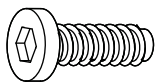
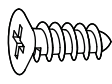
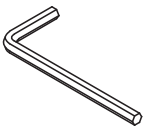
Item Code: 406449

## Assembly Instructions

### PART LIST



### HARDWARE LIST

 (H) x 8	 (I) x 4	 (J) x 1
--	--	--

# TROMSO 2 DRAWER UNIT

## Item Code: 406449 Assembly Instructions



### Safety Advice and Care Advice

KEEP ALL THE SAFETY ADVICE AND INSTRUCTIONS IN A SAFE PLACE FOR FUTURE REFERENCE!



### **WARNING! RISK OF LOSS OF LIFE OR ACCIDENT**

**TO INFANTS AND CHILDREN!** Never leave children unsupervised with the packaging materials. Danger of suffocation.



**CAUTION! RISK OF INJURY!** Make sure that all parts are undamaged and assembled correctly. Improper assembly carries a risk of injury. Damaged parts may affect the safety and function of the product.

- Adult assembly required.
- Power tools are not recommended for this product.
- Make sure that this product is stable & used only on a solid & flat surface.
- Do not use this product unless all screws and fixings are firmly secured.
- Do not leave children unsupervised! The product is not a climbing frame or a toy!
- Do not stand, sit or lean on this product.
- Do not use this product as a step ladder or as a chopping surface.
- Do not lift or move the product when it is loaded.
- Do not load more than a total of 5kg onto the unit, otherwise there is a risk of injury and/or damage to the product.
- Distribute weight evenly across the product so that it cannot overturn.
- Do not place hot items such as coffee cups directly on the surface(s) unless adequately thick table mats are used.
- Please periodically check all fittings and re-tighten as necessary.
- For Indoor & Domestic use only.

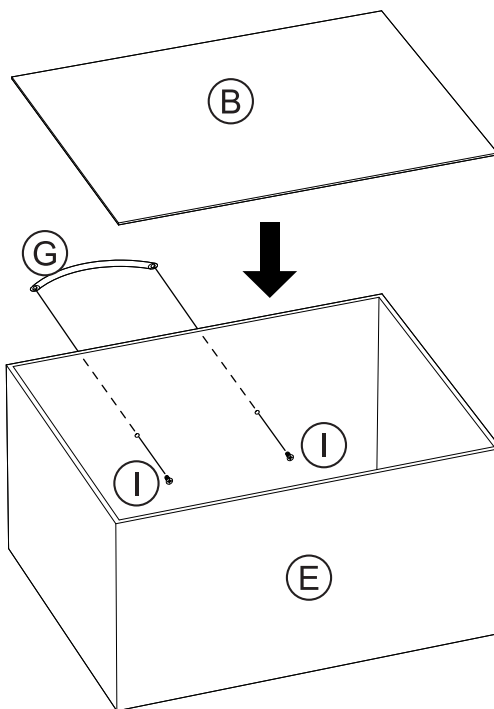
### **Care instructions:**

- Wipe clean with a dry cloth.
- Do not use scourers, abrasive or chemical solvents.
- Keep away from moisture and direct sunlight.
- Keep away from fire and inflammable objects.
- Store in a dry place.

# TROMSO 2 DRAWER UNIT

Item Code: 406449  
Assembly Instructions

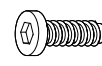
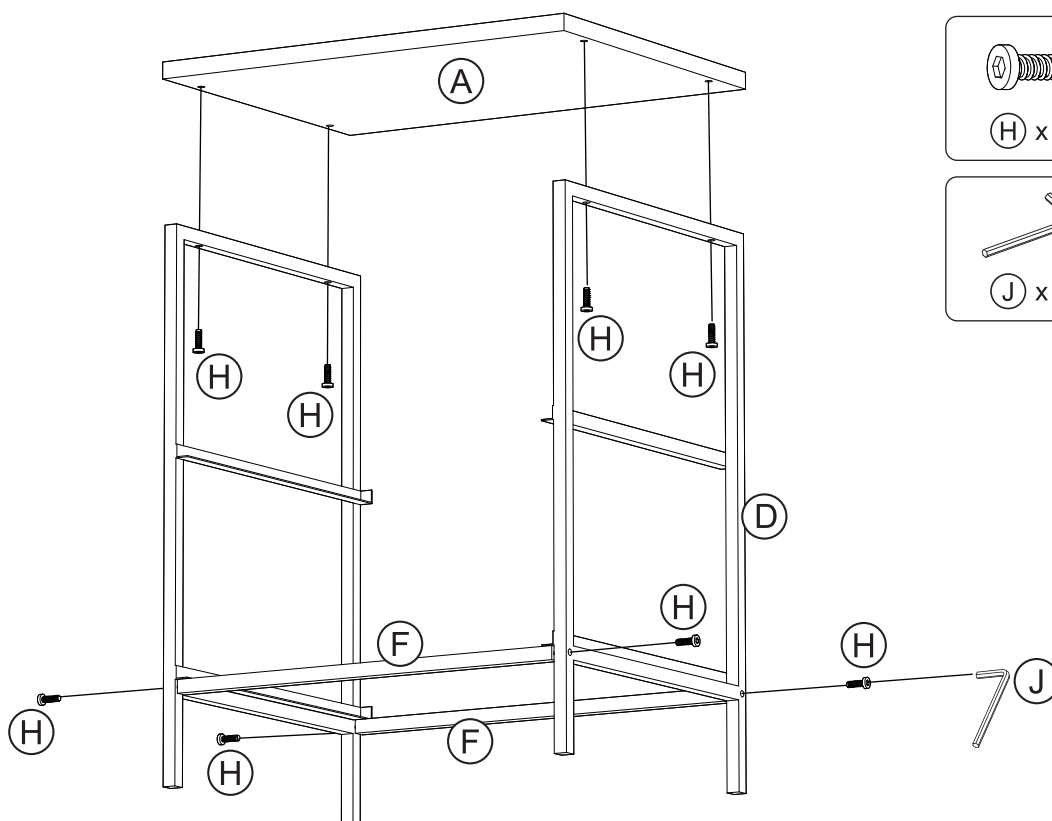
## STEP 1



(I) x 4

x 2

## STEP 2



(H) x 8

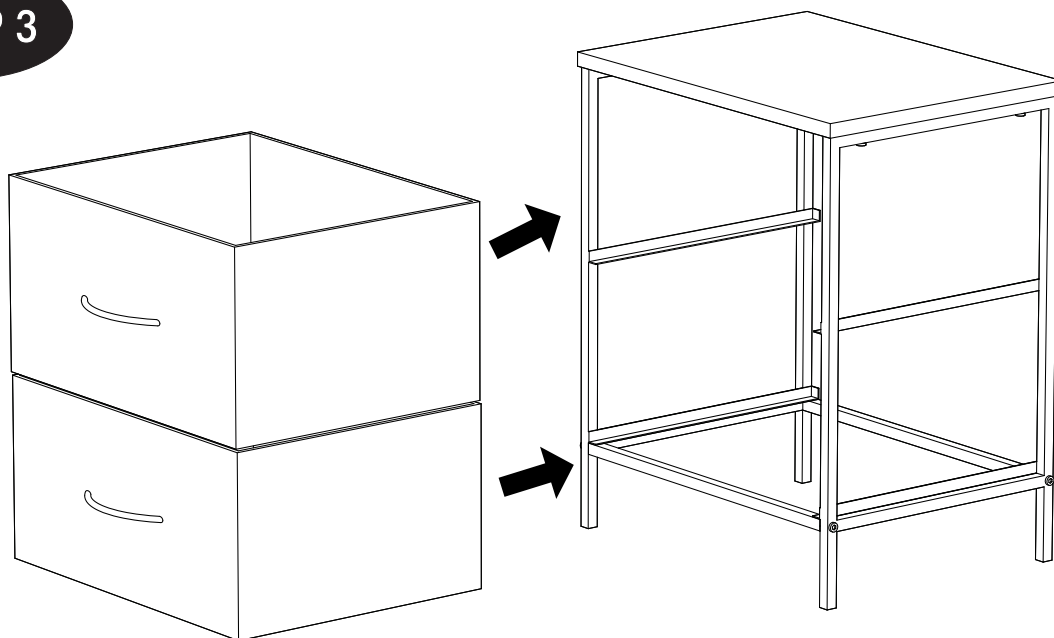


(J) x 1

# TROMSO 2 DRAWER UNIT

Item Code: 406449  
Assembly Instructions


## STEP 3



## STEP 4



Domestic Use Only

  
B&M Retail, L24 8RJ, UK  
Homesavers, 5 Old Dublin Rd, Dublin, A94 K1H5  
Made in China