



EZRA DINING TABLE

Item Code: 425848 / 425855

Assembly Instructions


0.5 hr

APPROXIMATE ASSEMBLY TIME

2 PEOPLE ASSEMBLY

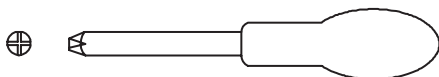


FLOOR AREA
2M X 2M

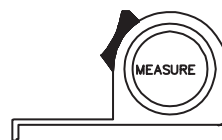


REQUIRED ASSEMBLY SPACE

REQUIRED ASSEMBLY TOOLS

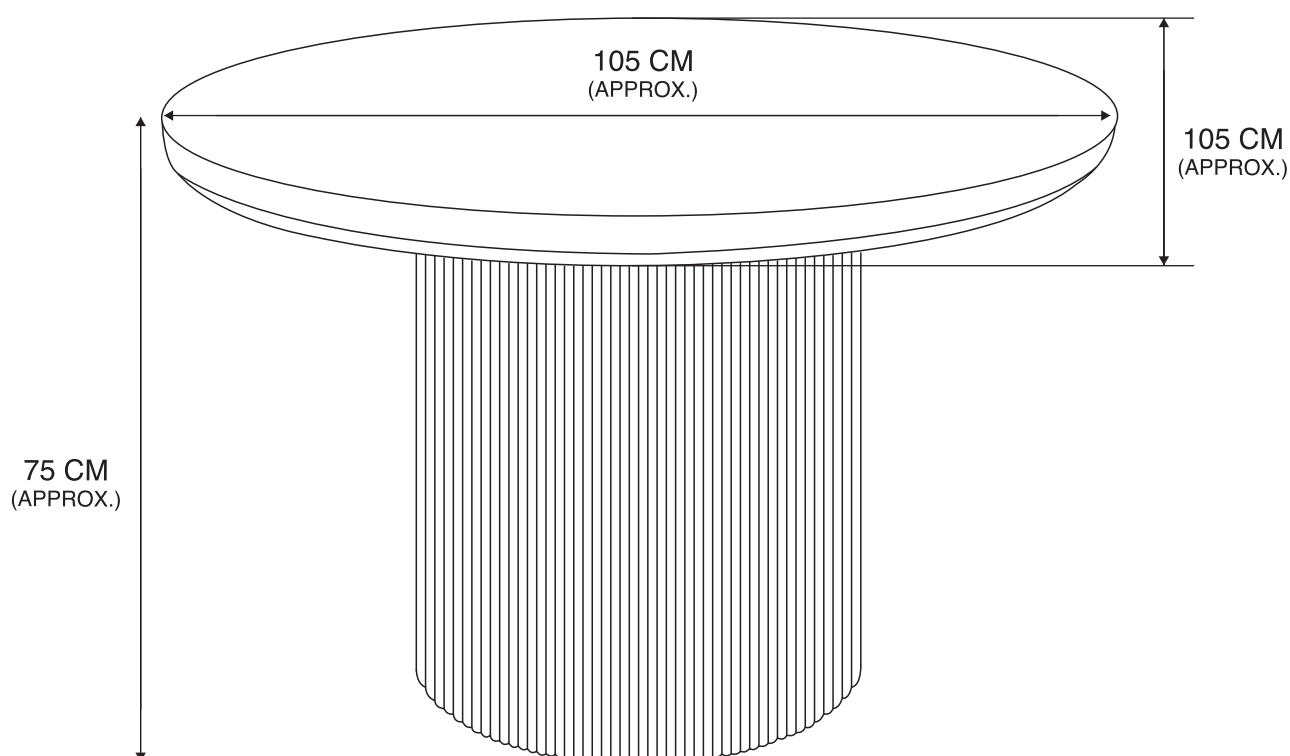


POZI SCREWDRIVER (Not Provided)



MEASURING TAPE (Not Provided)

ASSEMBLED DIMENSIONS



Max. Loading: 50kg

1 - 5

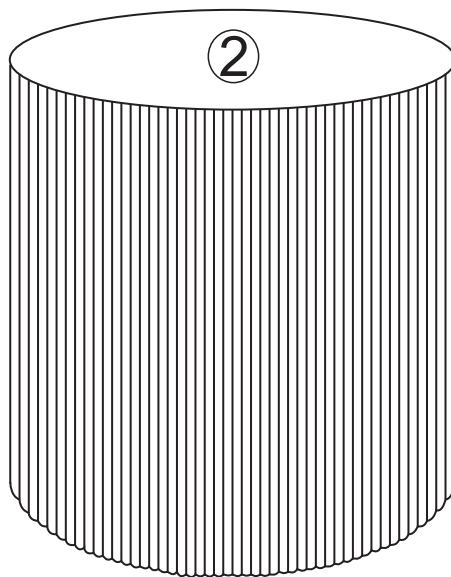
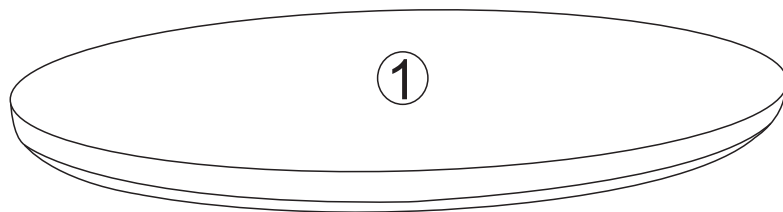
DINING COLLECTION EZRA DINING TABLE

Item Code: 425848 / 425855



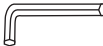


Assembly Instructions

PART LIST

NO	PART LIST	QTY	NO	PART LIST	QTY
①	TABLE TOP	1	②	TABLE BASE	1



HARDWARE LIST

A	x4	B	x8	C	x1	D	x8	E	x8
									
		M6x25		M4		M6x16		M6x20	
METAL CONNECTOR		BOLT		ALLEN KEY		WASHER		BOLT	

DINING COLLECTION EZRA DINING TABLE

Item Code: 425848 / 425855

Assembly Instructions



Safety Advice and Care Advice

KEEP ALL THE SAFETY ADVICE AND INSTRUCTIONS IN A SAFE PLACE FOR FUTURE REFERENCE!



WARNING! RISK OF LOSS OF LIFE OR ACCIDENT

TO INFANTS AND CHILDREN! Never leave children unsupervised with the packaging materials. Danger of suffocation.



CAUTION! RISK OF INJURY! Make sure that all parts are undamaged and assembled correctly. Improper assembly carries a risk of injury. Damaged parts may affect the safety and function of the product.

- Adult assembly required.
- Power tools are not recommended for the assembly of this product.
- Make sure that this product is stable & used only on a solid & flat surface.
- Do not use this product unless all screws and fixings are firmly secured.
- Do not leave children unsupervised! The product is not a climbing frame or a toy!
- Do not stand, sit or lean on this product
- Do not use this product as a step ladder or as a chopping surface.
- Do not lift or move the product when it is loaded.
- Do not load more than a total of 50kg onto the unit, otherwise there is a risk of injury and/or damage to the product
- Distribute weight evenly across the product so that it cannot overturn.
- Do not place hot items such as coffee cups directly on the surface(s) unless adequately thick table mats are used.
- Please periodically check all fittings and re-tighten as necessary.
- For Indoor & Domestic use only.

Care instructions:

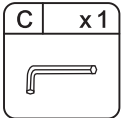
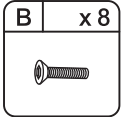
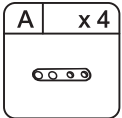
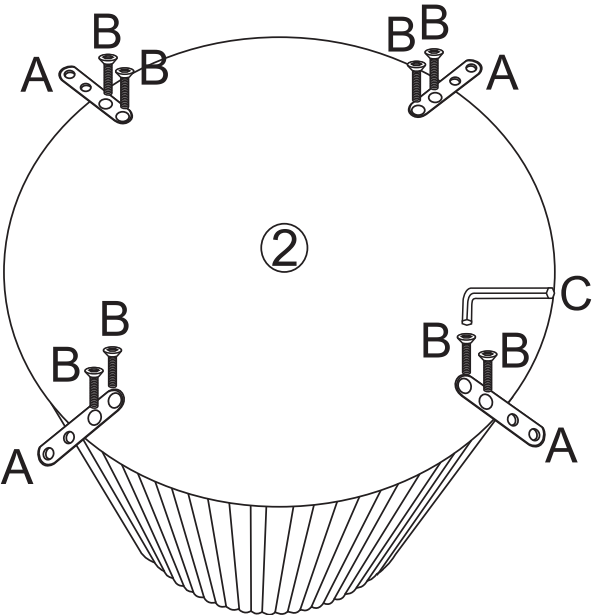
- Wipe clean with a dry cloth.
- Do not use scourers, abrasive or chemical solvents.
- Keep away from moisture and direct sunlight.
- Keep away from fire and inflammable objects.
- Store in a dry place.

DINING COLLECTION EZRA DINING TABLE

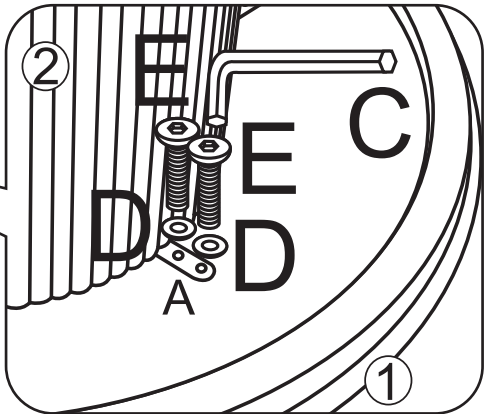
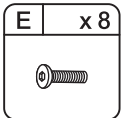
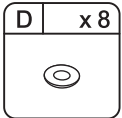
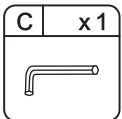
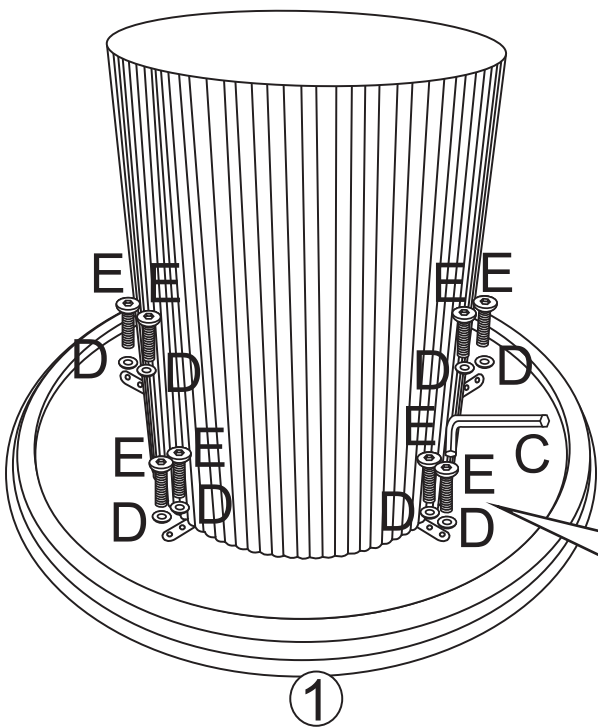
Item Code: 425848 / 425855

Assembly Instructions

STEP 1



STEP 2

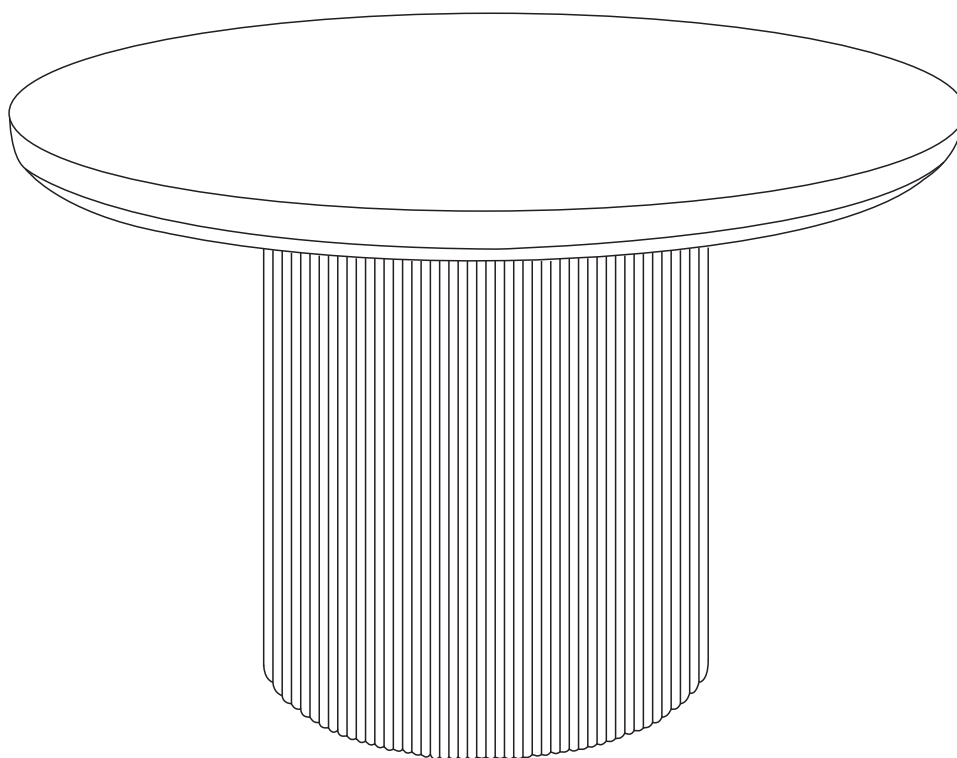


DINING COLLECTION EZRA DINING TABLE

Item Code: 425848 / 425855

Assembly Instructions

STEP 3



Domestic use only

B&M Retail, L24 8RJ, UK
www.bmstores.co.uk
B&M France SAS, 8 Rue du Bois Joli, 63800, France
MADE IN CHINA

